

UZ TIPS! How to get to and around the Hospital in Gent, Belgium

Universitair Ziekenhuis Gent – UZ GENT
De Pintelaan 185, 9000 Gent

At Brussels Rail station:

(Brussels Midi and Brussels Zuid are the same station by the way).

On arrival at Brussels you have to go down to the ground floor (next level down if you've come by Eurostar) There is a screen at the exit of the platform with departure details.

Look to see when the next train to Gent is.

You need to look for 'Gent SP'
Gent Sint Pieters

(Gent St Peters-in English)

It will have IC (inter-city) next to it and then a number which is the platform number

Spoor is platform in Belgian (Flemish/Dutch)

If it is a straight through train then you are lucky, the journey will last only about 30 mins, but if it stops at other places en route, then the journey will last about 50 mins. Gent SP is the last stop however.

On the train, if modern, there s be signs at either carriage which show.

'train naar Gent- Sint Pieters'
Meaning 'train towards/for Gent'

De volgende halte is _____
Meaning ' the next/following stop is _____'

We komen aan in _____
Meaning ' we are arriving/coming to _____'

It helps if you have spare change for the trams. Currently May 2007 (1 Euro and 25 cents) There is an after hours shop selling drinks, general groceries and sweets north west of the Fountain park which is directly outside the entrance/exit to the Gent St Pieters Station. There is also a very reasonable Baguette and salad bar to your far left when coming out of the station.

You can catch the 21 or 22 which take you directly to the UZ hospital, or you can take the tram 1 to the centre of town, which is north east from the fountain outside the front of the station on 'Koningen Elisabethlaan street. (about 6 stops to the centre) You could walk as well, that takes about 20-30 minutes into town



If you are going directly to the UZ, turn left as you come out of the station ,catch the 21 or 22 directly to the hospital. (Trams are under the bridge)
You can buy a ticket, at a ticket machine at each tram stop. In fact for the 21 and 22 tram you can pay onboard. You have to validate the ticket, by stamping it in a machine within the tram itself.

To follow where you are is easy as each tram has a poster of the stops (a bit like London underground ones) * be warned though, they also have posters of other lines.

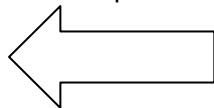
Though of course, the number 21 or whatever will be indicated by the poster.

The UZ hospital, amazingly isn't marked on the map.It's just the ' de pintelaan' stop which is the street you have to get off at. It's also not very many stops- about 5

To the Hospital- DON'T FORGET TOTAKE YOUR PASSPORT FOR IDENTITY!

When you are on the 21 or 22 tram sit on the right hand side of the tram. You will go along side the railway for a bit, then turn right then past a park/green area on your left.

Then you'll notice a large group of buildings, this is the University building but not the UZ, follow the long wall, at the end of the wall, you need to get up now and get off at the next stop.



Walk left



And you will come across the hospital entrance

You've made it:



Walk into the hospital grounds to the left of this 'sentry box' entry building.

There are these signs:



Take the fork left to Onthaal Kas

You need to get to K1 and K2 first to register with the hospital. Ensure that you have your appointment letter and your passport with you.

This is what you will be facing on your way to K1 and K2:



View towards the entrance. The door to onthall Kas is just to the right of the yellow/red signs:



Here is the entrance to K1 and K2. You need to go through the doors, past the café and shop to the waiting and reception area: K1 -K2:



When you arrive at the Waiting area as above K1- K2), you need to take a ticket from the ticket dispensing machine at the far end of the waiting area.

Press the green button, obtain a numbered ticket, then await your turn (on the screen)



At the reception in K1 and K2 you will receive a white card with your name and details impressed on it.
You should keep the letter that says do not pay, a bill will be sent to you. (some receptionists may ask for you receipt whereupon you can show them this letter)

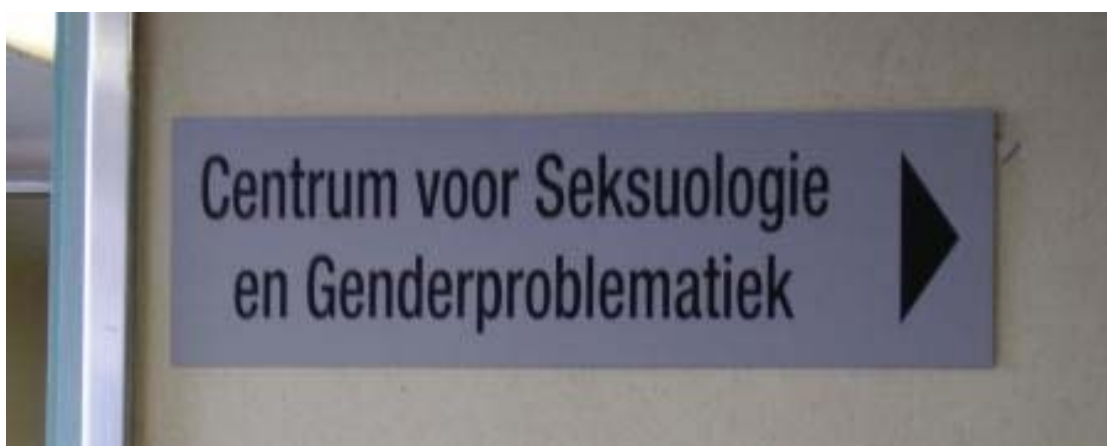
At each appointment you need to see the receptionist.

Reception is 'Receptie' in dutch

Then you are asked to take a seat in the 'Wachtzaal' (waiting room)

To get To B2.to see the psychiatrist. (which is the first stop for people going to Belgium) follow the signs to P3, then go up the stairs and along until you get to B2


This is the sign you need to watch out for:



This is one of the Psychiatrists: Dr De Cuypere



To see Prof Monstrey you need to go into K12 which is at the far end. The tallest block in the complex.(there is also a cheap restaurant apparently at the top?)



Ingang= Entrance

Go into the main entrance of K12 turn right (the first right) and then right again and then left until you see:



Plastische Heelkunde = Plastic surgery

Turn right into this area and you are in the reception area where Jan Smeyers operates from and where you will wait to see Prof, Monstrey.

This was the shortest time I had to wait (both years) less than 10 minutes.



Jan Smeyers; The transsexual co-ordinator

Contact him on email: jan.smeyers@uzgent.be

Here is a map of the hospital:

<http://www.uzgent.be/bezoek/grondplan.cfm>